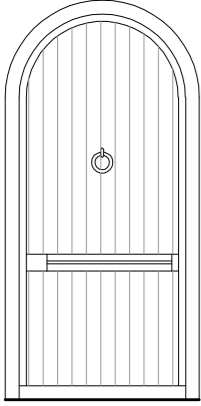
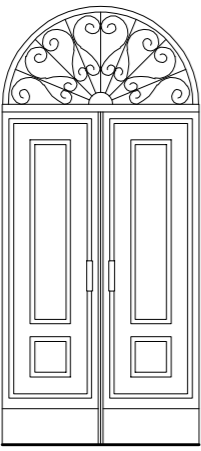
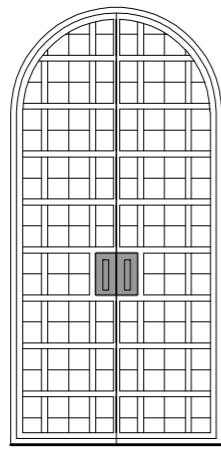
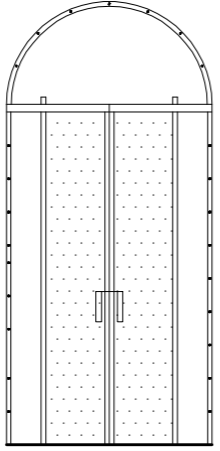
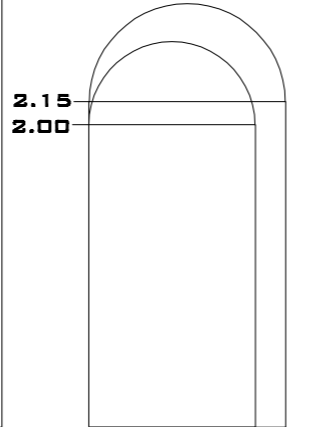

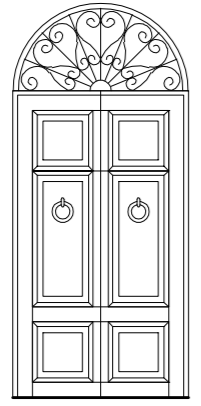
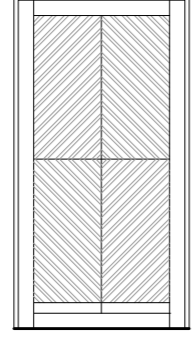
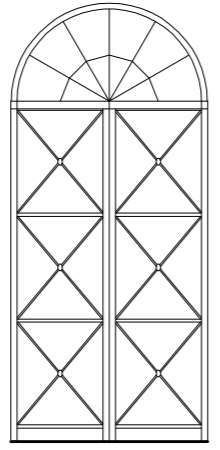


**INGRESSI**

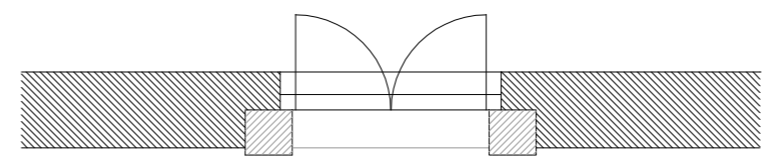
**INFISSI E SERRAMENTI**

A- LEGNO	B- LEGNO CON SOPRALUCE	C- METALLO	D- METALLO CON SOPRALUCE	RANGE DIMENSIONALE
1 	1 	1 	1 	 2.15 2.00  1.10 1.30
2 	2 	2 	2 	

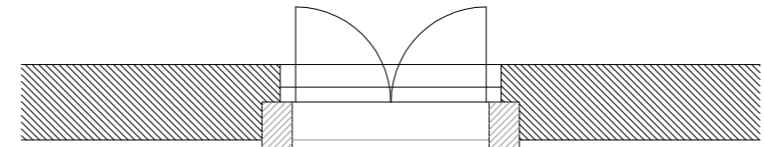
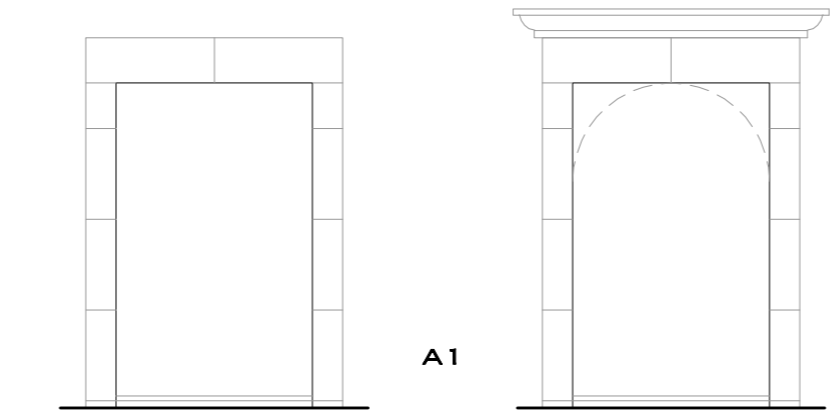
SCALA 1:50

**DETTAGLI**

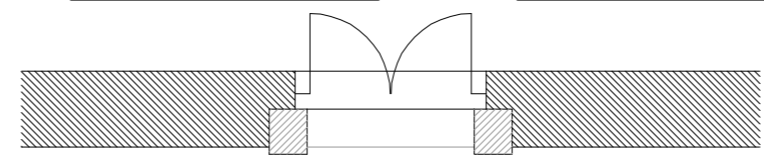
A4



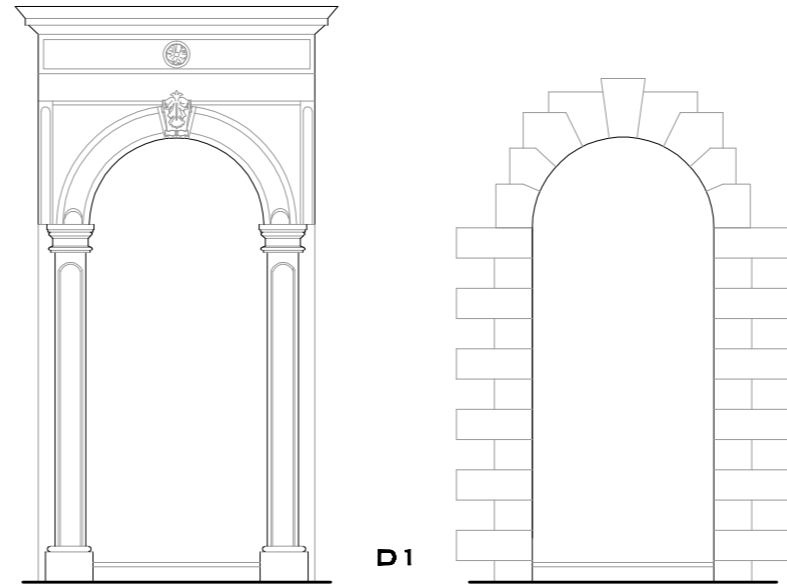
A1



D4



D1



**C&B**  
ASSOCIATI

46, v.le Campania, 90144 Palermo  
tel. 091.522566 fax 091.528109  
E-mail girbell@tin.it

Progettista :  
Girolamo Bellomo  
- architetto -

Collaborazioni :  
arch. A. Peri  
geom. C. Lo Galbo  
G. Bellomo  
M. Sardisco  
Ricerca Storico-filologica :  
Lory Caciccia - UNI.PA

provincia di Enna

**CERAMI**  
PIANO REGOLATORE GENERALE  
PRESCRIZIONI ESECUTIVE  
REGOLAMENTO EDILIZIO

P.R.G.

IL SINDACO

IL CAPO U.T.C.

**PRESCRIZIONI ESECUTIVE**  
DDG 1016/DRU 2009

Z.T.O.  
**A**

data consegna  
p.r.g. di massima

oggetto della tavola

Tipo elaborazione

**P.E.**

data consegna  
p.r.g.

**INGRESSI**  
**portali, vani e infissi**  
- ABACO -

tavola n.

**7.10**

data consegna  
rielaborazione

data trasmissione  
A.R.T.A.

scala

1:50

pratica n.

**219**

**DDG 1016/2009**  
**16-02-2010**